


“Dusk-To-Warm™”

Smart-*n*-Simple Outdoor Lighting Solutions

- **Dusk-To-Warm Technology Delivers Smart - Residential Outdoor Architectural Lighting Features**
- **Systems Turn On Cool CCT At Dusk (3000K or Other) - Then Automatically “Downshift” CCT To 2200K Hours Later**
- **The Dusk-to-Warm Program Locks In The Downshifted CCT To Avoid Other Lights (e.g., Cars – Security Lights) From Resetting The System. System resets itself in morning.**




DUSK

MIDNIGHT

“Dusk-To-Warm™”

Smart-*n*-Simple Outdoor Lighting Solutions



● Lynk Labs Patented Dusk-To-Warm Technology is being integrated into Lamps & Systems delivering:


● Smart & Simple LED Systems that automatically “Downshift” CCT hours after the lights turn on at Dusk.

● Example: Lights turn on at dusk at 3000K
Lights “Downshift” to 2200K after 3 hours (Preset)

● Perfect for Residential & Commercial Wall Lights (Coach/Lantern), Post Lights, Path Lights/Bollards, Barn Lights, Garden Lights and more!

Dusk-To-Warm™

Photo Sensor Starts 3000K - Shifts To Warm 2200K After 3 Hours



Dusk-To-Warm™

Smart Outdoor Lighting Solutions



- 120Vac DoB Dusk-To-Warm Module
- 700 lumens (per CCT mode)
- 9 watts (Other Power Options)
- 3000K / 2200K
- CRI – 80+
- Time Setting Is Factory Programmable
- Other voltage / lumen / CCT options
- Patent Protected

