




SnapBrite® SLC254-9W-__K(WD)-120

120VAC Direct Connect – AC LED Module
Straight-CCT & Warm-on-Dim Options,
254mm-L (10.0“) x 28mm-W (1.10“) x 5.25mm-H (0.21“)

9-Watt, 900 Lumen, 100 LPW

Technical Data Sheet





Direct Connect AC LED lighting Technology

SnapBrite® SLC254-9W-120

Description

The SLC254-9W-120 module utilizes Lynk Labs patented “Driver on Board” technology to provide a compact, self-contained, highly reliable, easy to install module that can connect directly to 120VAC mains.

This SLC254-9W-120 module is available in standard CCTs and in Lynk Labs patented Warm-On-Dim versions.

This module has been designed to meet the following standards; UL8750, CSA-C22.2 No 250, UL 94V0, RoHS, IEEE-1789.

This module is compatible with most ELV type Triac dimmers hooked in series with the power input.

This module is designed for long life based on the thermal performance of the fixture in which it is implemented. We recommend that the fixture be designed for a temperature $\leq 85^{\circ}\text{C}$ @ the thermal Test Points located on the module.

This module employs several Lynk Labs patents to cover the product from circuit to system. More information on Lynk Labs Intellectual Property is available at www.lynkylabs.com.

Features

- ✓ 9W; ~900 lumens @ 3000K, 92 CRI
- ✓ Direct Mains; 90 to 132 VAC
- ✓ Low Profile: 5.25mm (0.21”)
- ✓ Driver on Board – **Cost/Reliability**
- ✓ Simple Installation
- ✓ Low THD
- ✓ Straight-CCT & Warm-On-Dim Options
- ✓ Phase-Cut Dimming
- ✓ Poke-In Connectors
- ✓ ETL Recognition to UL8750 & CAS; C22.2 #250 In-Process.
- ✓ **Patent Protected Circuit-to-System**

Applications

- Sconces
- Under Cabinet
- Bath Bars
- Accent Lighting
- Task Lights
- Linear Lighting
- Architectural Lighting

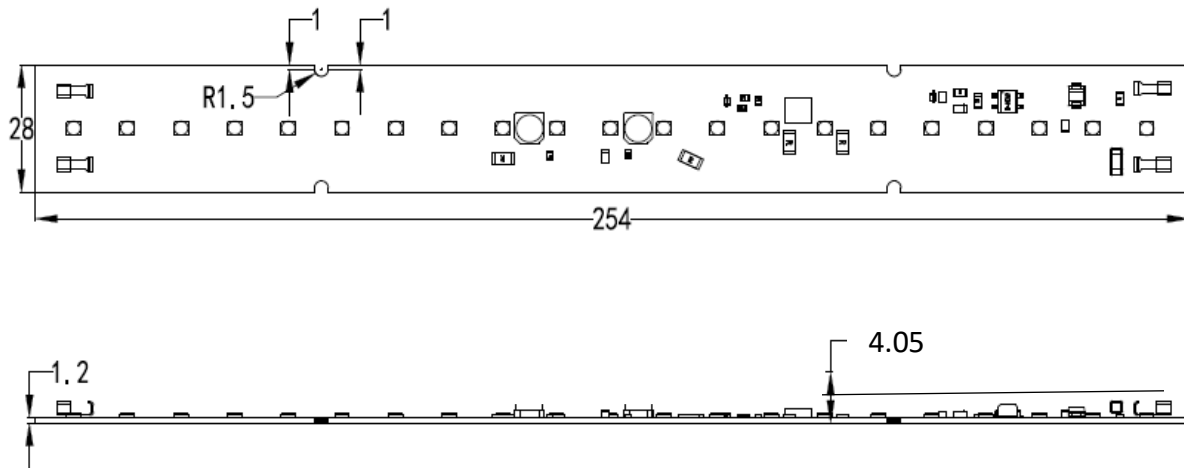


Table of Contents

Title.....	1
Description.....	2
Features.....	2
Applications	2
Table of Contents	3
Mechanical Dimensions	4
Electrical & Optical Characteristics	5
Typical Electrical & Optical Characteristic Curves.....	6
Part Number Identification.....	8
Installation	8
Cautionary Warnings	9
Customer Service	9
Intellectual Property	9



Mechanical Dimensions



Notes:

1. All dimensions are in millimeters.
2. Tolerance is $\pm 0.05\text{mm}$ unless otherwise noted.



Electrical & Optical Characteristics

Item	Symbol	Condition	Unit	Min.	Typ.	Max.
Drive Voltage	V _f	Connected to Line	V _{rms}	100	120	132
Viewing Angle	2θ _½		Deg		120	
Case Temperature	T _c	I _f = 77 mA	°C		70	90
Life at Nominal Case Temp		T _c ≤ 70°C	kHrs		50	
Typical Operating Power	W _T	I _f = 77 mA	W		9.0	
Luminous Flux (3000K)	Φ		Lm		900	
Total Harmonic Distortion	ATHD		%		≤20	
Luminous Efficacy (3000K)	η _v		lm/W		100	

*Measurement Uncertainty of the Luminous Flux: ± 10%

*Values given are for specified drive current at 25°C case temperature

Part Number Variants	CCT	CRI	Vac	Power	Lumen	R9	LPW
SLC254028SS31P09W22KCH-120	2200K	≥85	120	9.0	870	>50	95
SLC254028SS31P09W27KCH-120	2700K	≥90	120	9.0	900	>50	100
SLC254028SS31P09W30KCH-120	3000K	≥90	120	9.0	900	>50	100
SLC254028SS31P09W35KCH-120	3500K	≥90	120	9.0	900	>50	100
SLC254028SS31P09W40KCH-120	4000K	≥90	120	9.0	930	>50	105
SLC254028SS31P09W50KCH-120	5000K	≥90	120	9.0	954	>50	109
SLC254028SS31P09W42WDCH-120	27K-22K Warm Dim	≥90	120	9.0	900	>50	100
SLC254028SS31P09W52WDCH-120	30K-22K Warm Dim	≥90	120	9.0	900	>50	100

*Other CCTs may be Available to Special Order

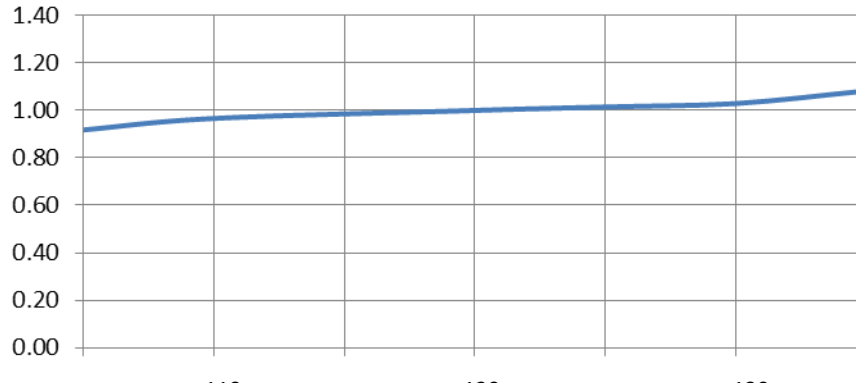
Absolute Maximum Ratings (@ Ta=25°C)

Item	Symbol	Absolute Maximum Rating	Unit
Power Dissipation	P _d	9.5	W
AC Current	I _f	85	mArms
AC Voltage	V _f	132	V
Operating Temperature	T _o	-25 to +70	°C
Storage Temperature	T _s	-40 to +100	°C
Soldering Temp (Hand)	T _{sld}	370	°C

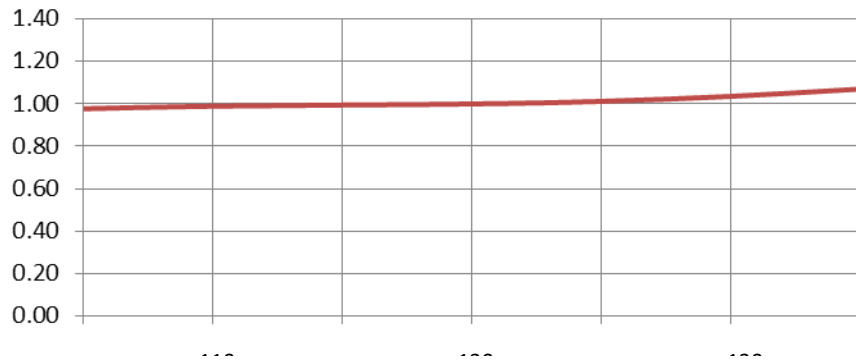


Typical Electrical & Optical Characteristic Curves

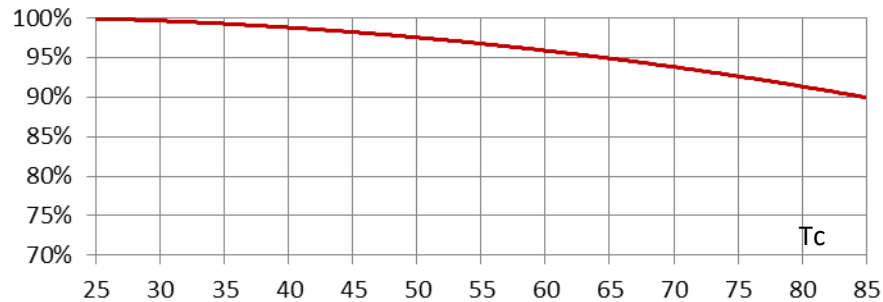
Relative Power vs Voltage



Relative Luminous Flux vs. Voltage



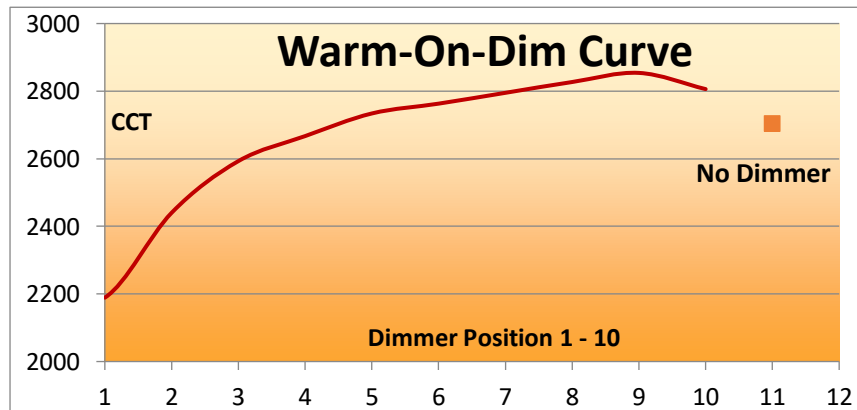
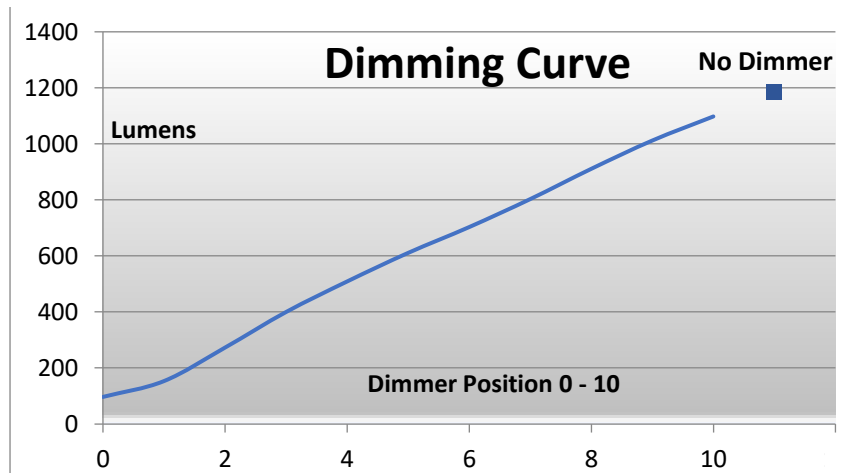
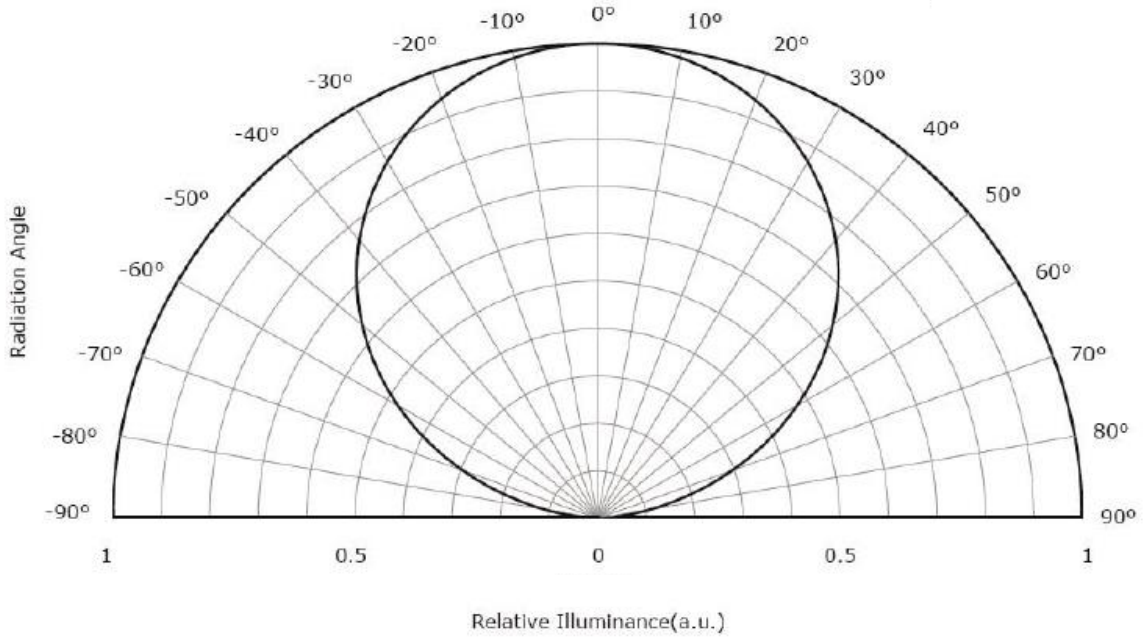
Lumen Thermal de-rating curve





Directivity

$T_A = 25^\circ\text{C}$





Part Number Identification

SLC254	SS31	P	09W	--K(WD)	C	H	- 120
Module Type: 254mm Linear DoB™	LED Type: 3030, 1W, 6V	Dimming Type: Phase Cut	Power: 9-Watts	Color Temperature: 22K = 2200K 27K = 2700K 30K = 3000K 35K = 3500K 40K = 4000K 50K = 5000K 42WD = 27K-22K WOD 52WD = 30K-22K WOD	Connection Type: I = IDC C = Poke-In W = Wire X = Solder	CRI L = ≥70 S = ≥80 H = ≥80	Input Voltage: 120 Vac

Installation

- 1) Product Name/produit masculin/producto masculino: **SLC254028SS31P09W__K(WD)CH-120**
- 2) Input/Entrée/Entrada: **120 VAC, 77 mArms, 9W, 60 HZ**
- 3) Dry Locations Only/Pour Emplacements Secs Seulement/Para lugares secos solo
- 4) Mount securely to a thermally conductive flat surface designed to achieve ≤85°C @ the TC test point/Monter solidement sur une surface plane thermoconducteur conçue pour atteindre ≤85 ° C @ le point d'essai de TC/Monte firmemente a una superficie plana térmicamente conductiva, diseñada para lograr el ≤85 ° C @ el punto de prueba de TC.

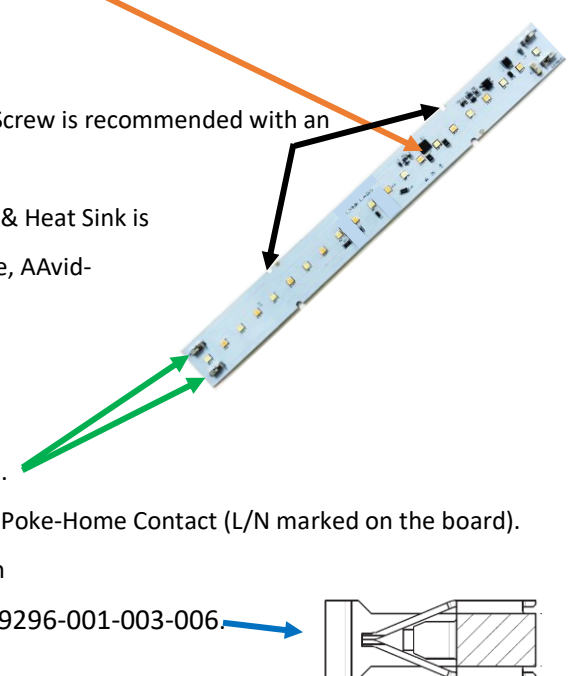
✓ Intended for factory installation only.

✓ Mount the module to the Fixture/Heat Sink.

- Use four pan-head screws with <3.2mm shaft. A #4-40 Screw is recommended with an insulating washer under the pan-head.
- The use of Thermal Bond Material Between the Module & Heat Sink is Recommended (3M-8805 Thermal Tape, Thermal Grease, Aavid-ThermalCote™ or Equivalent).

✓ Connect the AC-Voltage to the module.

- Direct Mains; 90 to 120 VAC only.
- 18 AWG Solid or Tinned-Stranded Wire is recommended.
- Poke-In the Line & Neutral wire to the appropriate AVX, Poke-Home Contact (L/N marked on the board). Minimize wire overhang. Trim Length = 4.5mm ± 0.5mm
- The Connector used is an AVX, Poke-Home, Part Number; 70-9296-001-003-006.





ETL Recognized UL9750 & CSA-C22.2; Report # *In-Process*

Cautionary Warnings:

- 1) Potentially Hazardous, High-Voltage is Present on the Top Surface of the Module!***
- 2) Do not attempt field Replacement of the module.***
- 3) Tampering with the module will void the UL Listing.***
- 4) The Module is Intended for Factory Installation Only.***
- 5) For In-Service Failures Contact the Fixture Manufacturer.***

Lynk Labs, Customer Service; 847-783-0123

For information on Lynk Labs Intellectual Property employed in this product visit
www.lynkylabs.com